

The background is an abstract, textured composition of colors. The top half is dominated by warm tones of orange, red, and yellow, with a grainy, almost crystalline texture. A diagonal band of teal and light blue runs across the middle, with a more fluid, painterly texture. The bottom half is a mix of dark brown, grey, and muted teal, with a rough, pebbled texture. The overall effect is one of dynamic energy and layered complexity.

FOUNDATION FOR
THE CAROLINAS

2016 | 2017
REPORT TO THE
COMMUNITY

LETTER FROM THE PRESIDENT & BOARD CHAIR



Todd Mansfield and
Michael Marsicano, Ph.D.

Each year, in this space, we recap the numbers. But we do so knowing those figures do not tell the whole story – a story written by our fundholders through their generosity, commitment and love for this community. Even in 2016, a record-setting year, that's never been truer.

Your community foundation increased its charitable assets in 2016 to an astonishing \$2 billion – helping us double our assets in just four years. Foundation For The Carolinas now ranks sixth among 800 community foundations in the United States. Fundholders also contributed \$498 million to funds managed by FFTC – our second highest year on record.

The impact of that giving has been immediate and far-reaching. Last year alone, our generous fundholders awarded grants totaling \$312 million across more than 17,000 grants, supporting the environment, arts, education, human services, religion and more. Our clients' robust grantmaking activity provides vital resources to nonprofits that address critical needs and enhance our communities. In 2016, the payout rate for donor advised funds held at FFTC was 26 percent – almost double the average rate for all community foundations and five times the rate required of private foundations.

In addition, our donors increased our planned-giving pipeline to more than \$635 million, ensuring their spirit of philanthropy continues for generations.

By partnering with FFTC, our fundholders also have a louder voice and a larger impact in our region. Our flagship program, the Robinson Center for Civic Leadership, continues to address our community's greatest challenges and opportunities. Of particular note:

► The Charlotte Mecklenburg Opportunity Task Force released its report and recommendations for increasing economic opportunity for all members of our community. Leading on Opportunity is now tasked with helping to fulfill those recommendations.

► Construction began on the renovation of the Carolina Theatre. This followed the announcement that a 250-room InterContinental hotel will be built atop the historic theatre's new lobby. The theatre and hotel will join our current headquarters as part of the Belk Place civic campus.

► While we know there is still much to do, Project L.I.F.T. announced the on-time graduation rate at West Charlotte for the 2015-16 school year was 86 percent – an increase from the school's 51 percent graduation rate at the launch of the initiative.

In service to our dedicated fundholders, FFTC recently launched a newly redesigned website. We also updated our mission statement to reflect our ever-evolving role – “we inspire philanthropy and empower individuals to create a better community.”

As we said before, we are only telling a small part of a much larger story – one of our fundholders' extraordinary vision, leadership and impact. Thank you to our partners, donors and friends for their generosity and dedication to our community. Together, we are ensuring a better future.

For more information, please visit:

www.ffc.org

Todd Mansfield
Board Chair, 2017-2019

Michael Marsicano, Ph.D.
President & CEO

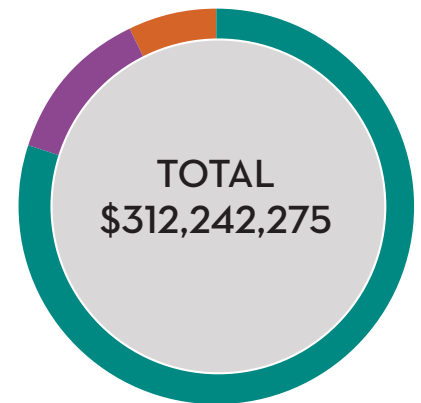
To view the Charlotte Mecklenburg Opportunity Task Force report and to stay up-to-date on progress, visit: LeadingOnOpportunity.org

YOUR COLLECTIVE GENEROSITY – GRANTS, CONTRIBUTIONS & ASSETS

2016 GRANTS TO NONPROFITS BY CATEGORY

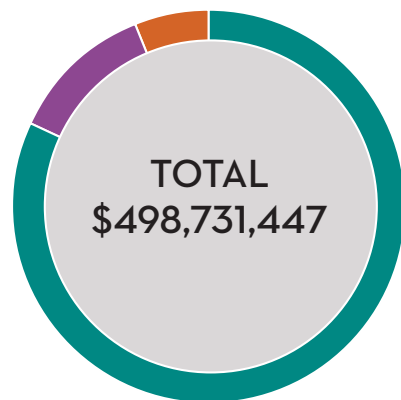
Environment	\$151,807,550	49%
Education	\$61,283,242	20%
Social Capital	\$20,845,174	7%
Arts & Culture	\$20,355,608	6%
Health	\$19,819,544	6%
Human Services	\$16,782,813	5%
Religion	\$10,100,040	3%
Other Charitable Causes	\$6,204,448	2%
Animal Welfare	\$5,043,856	2%

2016 GRANTS TO NONPROFITS BY CENTER



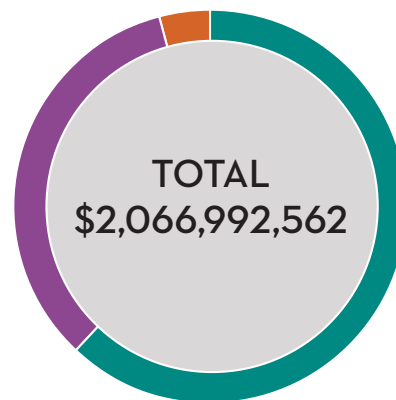
- \$251,118,643 (80%)
- \$39,999,116 (13%)
- \$21,124,516 (7%)

2016 CONTRIBUTIONS TO FUNDS BY CENTER



- \$410,172,273 (82%)
- \$61,230,794 (12%)
- \$27,328,380 (6%)

2016 ASSETS BY CENTER



- \$1,286,604,372 (62%)
- \$701,593,941 (34%)
- \$78,794,249 (4%)

COLOR LEGEND

- CENTER FOR PERSONAL PHILANTHROPY
- CENTER FOR NONPROFIT SUSTAINABILITY
- CENTER FOR CORPORATE PHILANTHROPY

SUMMARIZED FINANCIAL INFORMATION

for Years Ended December 31

In 2016, our fundholders and donors helped fulfill our mission by:

INSPIRING philanthropy, giving \$498 million to their FFTC funds

EMPOWERING people and nonprofits, making 17,000 grants totaling \$312 million

CREATING a better future, growing our planned-giving pipeline to \$635 million

Visit www.ffc.org for current financial information

STATEMENT OF FINANCIAL POSITION

ASSETS

	2016	2015
Cash and Cash Equivalents	\$ 235,734,967	\$ 199,177,515
Accounts Receivable	423,725	363,593
Pledges Receivable, Net	54,017,938	62,240,521
Prepaid Expenses/Inventory	3,773	48,443
Short Term Investments	59,987,685	75,724,356
Property and Equipment, Net	21,073,565	21,518,372
Notes Receivable	4,456,159	3,168,532
Other Assets	6,153,960	91,408,736
Beneficial Interest in Trust	331,865	216,824
Long Term Investments	1,597,331,563	1,271,194,551
Other Investments	87,477,362	21,595,558
Total Assets	<u>\$2,066,992,562</u>	<u>\$1,746,657,001</u>

LIABILITIES AND NET ASSETS

Liabilities	\$ 531,393,360	\$ 457,031,282
Net Assets	1,535,599,202	1,289,625,719
Total Liabilities and Net Assets	<u>\$2,066,992,562</u>	<u>\$1,746,657,001</u>

STATEMENT OF ACTIVITIES

REVENUES

Contributions	\$ 498,731,447	\$ 359,592,926
Less – Contributions Received on Behalf of Others	(39,178,360)	(19,166,318)
Net Contributions	459,553,087	340,426,608
Other, Net*	111,690,593	(12,914,112)
Total Revenues, Gains and Other Support	<u>\$ 571,243,680</u>	<u>\$ 327,512,496</u>

EXPENSES

Grants	\$ 312,242,275	\$ 284,353,885
Less – Grants Disbursed on Behalf of Others	(22,258,546)	(17,653,663)
Net Grants	289,983,729	266,700,222
Other Program Expenses	15,850,196	14,845,662
Management and General	16,437,552	15,467,937
Fundraising and Development	2,998,720	2,808,671
Total Expenses	<u>\$ 325,270,197</u>	<u>\$ 299,822,492</u>
Change in Net Assets	\$ 245,973,483	\$ 27,690,004
Net Assets, Beginning of Year	1,289,625,719	1,261,935,715
Net Assets, End of Year	<u>\$1,535,599,202</u>	<u>\$1,289,625,719</u>

*Includes net investment gains/losses, administrative fees received and change in beneficial interest in trust.

Federal Tax ID #56-6047886
Confirmed in Compliance
with National Standards for
U.S. Community Foundations

FOUNDATION FOR THE CAROLINAS BOARD AND STAFF

FFTC 2016-2017 GOVERNING BOARD

Todd Mansfield, Chair
Crescent Communities

Kendall Alley
Wells Fargo

Gwin Barr
Civic Leader

Cathy Bessant
(Retired 2016)
Bank of America

Chantay Boulter
(Joined 2017)
Town of Fort Mill

Jesse Cureton
Novant Health

Al de Molina
Regional Management Corporation

Lynn Good
Duke Energy

Venessa Harrison
AT&T North Carolina

Barnes Hauptfuhrer
Chapter IV Investors

Jewell Hoover
Hoover and Associates

Jim Johnston
Stonemarket Enterprises

Chris Kearney
(Retired 2016)
Civic Leader

Howard Levine
Howard R. Levine Foundation

Fritz Nauck
McKinsey & Company

Chris Poplin
(Joined 2017)
Faison Enterprises

Kevin Roche
Civic Leader

Art Rogers
(Retired 2016)
Civic Leader

Geri Rucker
(Retired 2016)
Founders Federal Credit Union

Lynne Scott Safrit
Civic Leader

Ruth Shaw
(Joined 2017)
Civic Leader


FFTC STAFF



LEARN MORE


Download this PDF for more information about the

CENTER FOR PERSONAL PHILANTHROPY




Download this PDF for more information about the

CENTER FOR CORPORATE PHILANTHROPY




Download this PDF for more information about the

CENTER FOR NONPROFIT SUSTAINABILITY



Download this PDF for more information about the

ROBINSON CENTER FOR CIVIC LEADERSHIP



OUR MISSION

Foundation For The Carolinas inspires philanthropy and empowers individuals to create a better community.

COME BE INSPIRED

Our headquarters, the Luski-Gorelick Center for Philanthropy, serves as a home for civic engagement, hosting hundreds of meetings and events each month, and offering free convening space for our region's nonprofits during weekday business hours.

YOUR HOME FOR PHILANTHROPY

Foundation For The Carolinas
Luski-Gorelick Center for Philanthropy

220 North Tryon Street
Charlotte, NC 28202

Phone: 704.973.4500

VISIT OUR NEW WEBSITE

FFTC recently launched our new website: Visit www.ffmpeg.org to learn how we can help you realize your philanthropic vision.

