

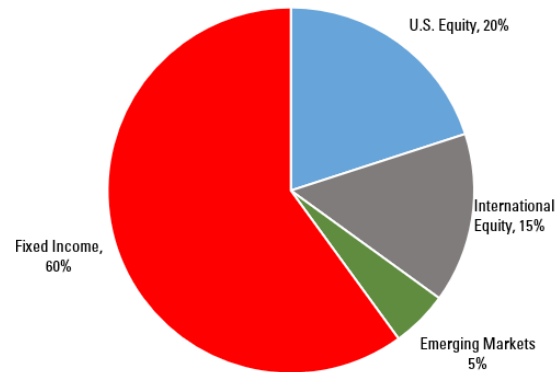
INCOME & GROWTH POOL

Foundation For The Carolinas offers diverse investment options to grow assets for maximum philanthropic impact

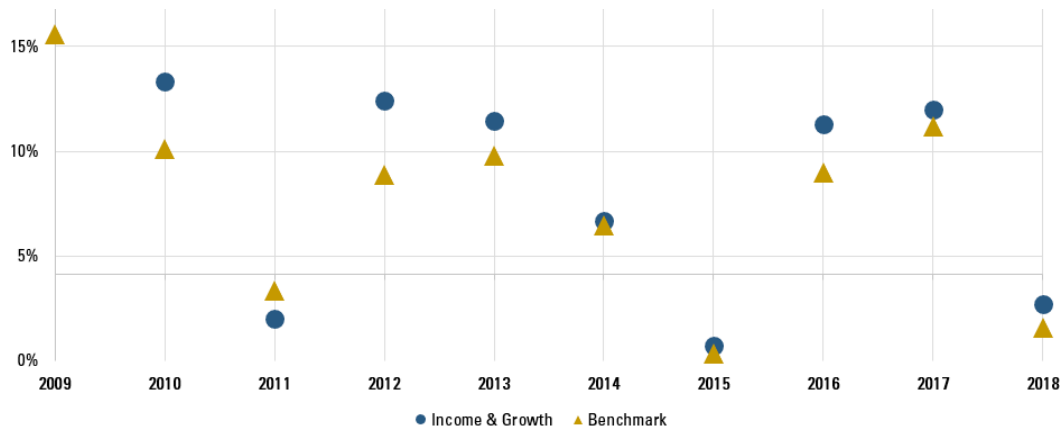


- ▶ Less focused on capital appreciation and more on dividend and interest income generation
- ▶ Follows a balanced income approach, utilizing fixed income securities and a broadly diversified portfolio of stocks, which can include non-U.S. stocks.

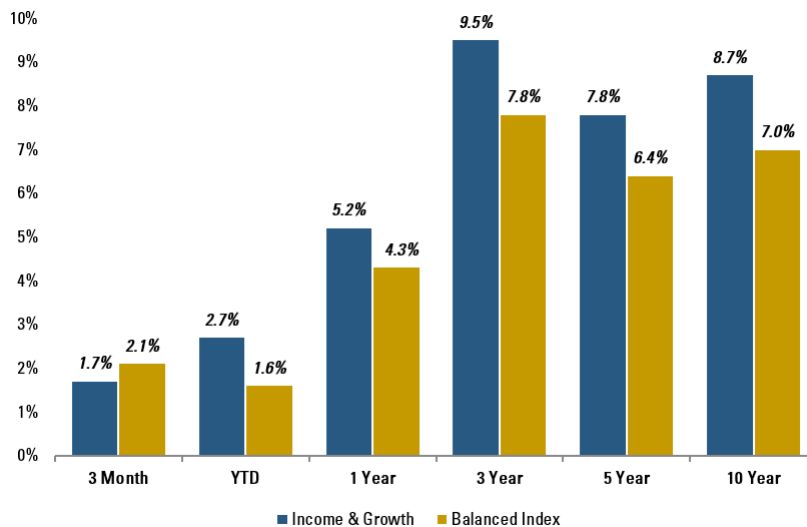
Target Allocations



Annual Performance vs. Benchmark*



Returns* (as of September 30, 2018)



Contact us today for more information:

Greg Beuris
Vice President & Director,
Investment Reporting

Call

704.973.4522
800.973.7244

Email

gbeuris@fftc.org

Learn more

www.fftc.org

*Net of investment manager fees. Benchmarks available upon request.

INCOME & GROWTH POOL

Asset Allocation, Managers and Expenses



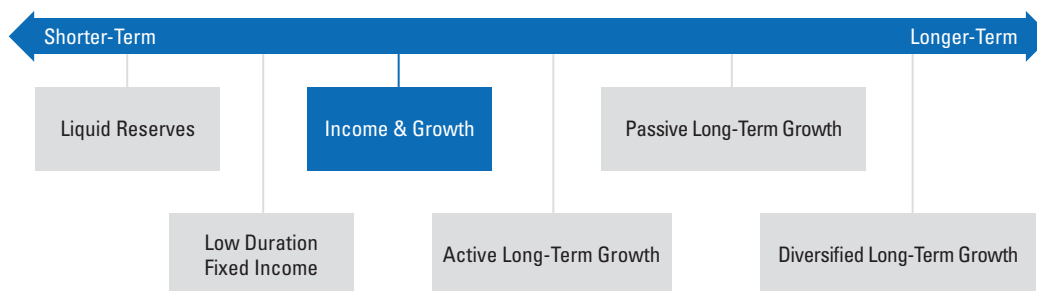
Growth Assets

US Equity	20%	International Equity	15%
<ul style="list-style-type: none">- Acadian US Low Volatility- Aristotle Small/Mid Cap- OSAM Market Leaders Value- Polen LC Growth- SSgA S&P 500		<ul style="list-style-type: none">- Acadian Non-US Low Volatility- American Century- Arrowstreet EAFE- LSV EAFE Value	
Emerging Markets Equity	5%		
<ul style="list-style-type: none">- Cooper Rock Emerging Markets Small Cap- DFA Emerging Markets Value- Investec 4Factor Emerging Markets- Mondrian Emerging Markets Wealth			

Risk Reduction Assets

Fixed Income	60%
<ul style="list-style-type: none">- Manulife- Prudential	

Asset Strategies



Individual fund earnings may not reconcile to Foundation For The Carolinas' reported performance as a result of contributions, distributions and rebalancing in the fund. A successful investment program includes consideration of your grantmaking intentions and timeframe for investments. Past performance is not indicative of future results.

Expense Ratio* 0.60%

*Includes weighted Investment Manager and other investment-related expenses.